



basilica

THROUGH-BODY RECTIFIED PORCELAIN



POLISHED MOSAIC AND BORDER

<p>CORINTHIAN SAND</p>  <p>MOSAIC 12 x 12 LFBA385-2PO</p>	<p>BYZANTINE GOLD</p>  <p>MOSAIC 12 x 12 LFBA386-2PO</p>	<p>ETRUSCAN LIGHT GREY</p>  <p>MOSAIC 12 x 12 LFBA387-2PO</p>	<p>ETRUSCAN DARK GREY</p>  <p>MOSAIC 12 x 12 LFBA388-2PO</p>
---	--	---	---

<p>BYZANTINE GOLD</p>  <p>MOSAIC BORDER 6 x 12 LFBA391-B</p>	<p>ETRUSCAN DARK GREY</p>  <p>MOSAIC BORDER 6 x 12 LFBA392-B</p>	<p>PALATINE GREEN</p>  <p>MOSAIC BORDER 6 x 12 LFBA393-B</p>
 <p>MOSAIC CORNER 6 x 6 LFBA391-IC</p>	 <p>MOSAIC CORNER 6 x 6 LFBA392-IC</p>	 <p>MOSAIC CORNER 6 x 6 LFBA393-IC</p>

SLATE

<p>CORINTHIAN SAND</p>  <p>12 x 12 LFBA385-12SL</p>	<p>BYZANTINE GOLD</p>  <p>12 x 12 LFBA386-12SL</p>	<p>ETRUSCAN LIGHT GREY</p>  <p>12 x 12 LFBA387-12SL</p>	<p>ETRUSCAN DARK GREY</p>  <p>12 x 12 LFBA388-12SL</p>
---	--	---	---

basilica

TECHNICAL STANDARDS

Description	ASTM	ANSI	Result (Polished)	Result (Unpolished)	Result (Slate)
Water Absorption	C-373	≤ 3%	≤ 0.1%	≤ 0.1%	≤ 0.1%
Break Strength (lbs.)	C-648	≥ 250 lbs	Min. 450 lbs	Min. 450 lbs	Min. 450 lbs
Scratch Hardness	MOH's Scale	N/A	6	6	6
Chemical Resistance	C-650	Unaffected	Unaffected	Unaffected	Unaffected
Frost Resistance	C-1026	Resistant	Resistant	Resistant	Resistant
Group	C-1027	N/A	5	5	5
Minimum Bond Strength (PSI)	C-482	≥ 50 lbs	Approx. 260	Approx. 260	Approx. 260
Shade and Texture Rating	V	N/A	V3	V1	V3
Coefficient of Friction/ Dry	C-1028	Varies	≥ 0.75	≥ 0.75	≥ 0.75
Coefficient of Friction/ Wet	C-1028	Varies	≥ 0.55	≥ 0.55	≥ 0.60

AVAILABLE TRIM

Trim	Polished Floor		Unpolished Floor	
	Bullnose	Bullnose	Stair Step	Stair Step Corner
Size	4 x 12	4 x 12	12 x 12	12 x 12
MINERVA CREAM	LFBA384-S44C9PO	LFBA384-S44C9UP	LFBA384-S6CC5UP	LFBA384-SN6CC5UP
CORINTHIAN SAND	LFBA385-S44C9PO	LFBA385-S44C9UP	LFBA385-S6CC5UP	LFBA385-SN6CC5UP
BYZANTINE GOLD	LFBA386-S44C9PO	LFBA386-S44C9UP	LFBA386-S6CC5UP	LFBA386-SN6CC5UP
ETRUSCAN LIGHT GREY	LFBA387-S44C9PO	LFBA387-S44C9UP	LFBA387-S6CC5UP	LFBA387-SN6CC5UP
ETRUSCAN DARK GREY	LFBA388-S44C9PO	LFBA388-S44C9UP	LFBA388-S6CC5UP	LFBA388-SN6CC5UP
PALATINE GREEN	LFBA389-S44C9PO	LFBA389-S44C9UP	LFBA389-S6CC5UP	LFBA389-SN6CC5UP
VULCANIAN BLACK	LFBA390-S44C9PO	LFBA390-S44C9UP	LFBA390-S6CC5UP	LFBA390-SN6CC5UP

PRODUCT CHARACTERISTICS

- Monocaliber
- Available in Polished and Unpolished
- Sleek and Contemporary
- Easy to Clean and Maintain

APPLICATIONS

- Suitable for Residential to Heavy Commercial Installations
- Ideal for Hospitality, Office Buildings and Airport Projects

We recommend a penetrating sealer for polished porcelains. Please follow your sealer manufacturer's guidelines for application and maintenance.

basilica

THROUGH-BODY RECTIFIED PORCELAIN



POLISHED

MINERVA CREAM



18 x 18 (17^{3/4} x 17^{3/4}) LFBA384-18PO
12 x 12 (11^{3/4} x 11^{3/4}) LFBA384-12PO

CORINTHIAN SAND




18 x 18 (17^{3/4} x 17^{3/4}) LFBA385-18PO
12 x 12 (11^{3/4} x 11^{3/4}) LFBA385-12PO

BYZANTINE GOLD



18 x 18 (17^{3/4} x 17^{3/4}) LFBA386-18PO
12 x 12 (11^{3/4} x 11^{3/4}) LFBA386-12PO

ETRUSCAN LIGHT GREY



18 x 18 (17^{3/4} x 17^{3/4}) LFBA387-18PO
12 x 12 (11^{3/4} x 11^{3/4}) LFBA387-12PO

ETRUSCAN DARK GREY



18 x 18 (17^{3/4} x 17^{3/4}) LFBA388-18PO
12 x 12 (11^{3/4} x 11^{3/4}) LFBA388-12PO

PALATINE GREEN



18 x 18 (17^{3/4} x 17^{3/4}) LFBA389-18PO
12 x 12 (11^{3/4} x 11^{3/4}) LFBA389-12PO

VULCANIAN BLACK



18 x 18 (17^{3/4} x 17^{3/4}) LFBA390-18PO
12 x 12 (11^{3/4} x 11^{3/4}) LFBA390-12PO



BORDER
4 x 12
LFBA384-B



BORDER
4 x 12
LFBA385-B



BORDER
4 x 12
LFBA386-B



BORDER
4 x 12
LFBA387-B



BORDER
4 x 12
LFBA388-B



BORDER
4 x 12
LFBA389-B



BORDER
4 x 12
LFBA310-B



CORNER
4 x 4
LFBA384-IC



CORNER
4 x 4
LFBA385-IC



CORNER
4 x 4
LFBA386-IC



CORNER
4 x 4
LFBA387-IC



CORNER
4 x 4
LFBA388-IC



CORNER
4 x 4
LFBA389-IC



CORNER
4 x 4
LFBA390-IC

UNPOLISHED




18 x 18 (17^{3/4} x 17^{3/4}) LFBA384-18UP
12 x 12 (11^{3/4} x 11^{3/4}) LFBA384-12UP



18 x 18 (17^{3/4} x 17^{3/4}) LFBA385-18UP
12 x 12 (11^{3/4} x 11^{3/4}) LFBA385-12UP



18 x 18 (17^{3/4} x 17^{3/4}) LFBA386-18UP
12 x 12 (11^{3/4} x 11^{3/4}) LFBA386-12UP



18 x 18 (17^{3/4} x 17^{3/4}) LFBA387-18UP
12 x 12 (11^{3/4} x 11^{3/4}) LFBA387-12UP



18 x 18 (17^{3/4} x 17^{3/4}) LFBA388-18UP
12 x 12 (11^{3/4} x 11^{3/4}) LFBA388-12UP



18 x 18 (17^{3/4} x 17^{3/4}) LFBA389-18UP
12 x 12 (11^{3/4} x 11^{3/4}) LFBA389-12UP



18 x 18 (17^{3/4} x 17^{3/4}) LFBA390-18UP
12 x 12 (11^{3/4} x 11^{3/4}) LFBA390-12UP

• Sizes in () indicate nominal size.

